



**AGRIM**

Agrimachine made to work



Sede legale – Office : Via dell'Artigianato n:24 - 06089 TORGIANO (PG) ITALY

Officina - Factory : Via dell'Artigianato n: 24 - 06089 TORGIANO ( PG) ITALY

Tel - Fax +39 075 985250 Mobile +39 348.2263227/+39 333.8552974

e-mail : [info@agrim-malfos.it](mailto:info@agrim-malfos.it)

Web site : [www.agrim-malfos.it](http://www.agrim-malfos.it)







# RIPUNTATORI

<b>SERIE RM</b>	<b>MONODENTI Pag.4-5</b>
	<b>BI-TRIDENTI Pag.6-7</b>
<b>SERIE REF</b>	<b>Pag.8-9</b>
<b>SERIE TIGER GHEPARD LEOPARD JAGUAR</b>	<b>Pag.10-11</b>
<b>SERIE RHP HIDROPNEUMATICI PORTATI</b>	<b>RHP 600 Pag.12-13</b>
	<b>RHP 700-800 Pag.14-15</b>
	<b>RHP 2810-2910 Pag.16-17</b>
<b>SERIE RHP HIDROPNEUMATICI TRAINATI</b>	<b>Pag.18-19</b>
<b>RULLI A SPUNTONI</b>	<b>Pag.20</b>



# SERIE MONODENTI RM










## RIPUNTATORI MONODENTI PORTATI con Bullone Sicurezza

MODELLO			$\neq$				
<b>MONODENTI STANDARD</b>							
RM 650	30/40		30	65	30/45	60	110
RM 700	40/60		30	70	35/60	70	170
RM 800	50/80		35	80	40/70	80	205
RM 900	60/80	1	40	90	45/80	90	330
RM 1000	80/100		50	100	65/90	100	450
RM 1200	100/150		50	120	75/110	130	540
RM 1300	140/200		50	130	90/120	150	640
<b>MONODENTI CON 3° PUNTO REGISTRABILE MANUALE</b>							
RM 700 R	40/60		30	70	35/60	70	170
RM 800 R	50/80	1	35	80	40/70	80	210
RM 900 R	60/80		40	90	45/80	90	340
<b>MONODENTI CON SOLLEV. POSTERIORE IDRAULICO</b>							
RM 700 RH	40/60		30	70	35/60	70	210
RM 800 RH	50/80		35	80	40/70	80	250
RM 900 RH	60/80	1	40	90	45/80	90	390
RM 1000 RH	80/100		50	100	65/90	100	490
RM 1200 RH	100/150		50	120	75/110	130	580





# SERIE BI-TRIDENTI RM

<b>RIPUNTATORI BI-TRIDENTI PORTATI con Bullone Sicurezza</b>									
<b>CON BULLONE DI SICUREZZA A TRANCIO E PORTADENTE IMBULLONATO</b>									
<b>MODELLO</b>									
<b>BIDENTI STANDARD</b>									
RM 652	40/60		30	65	30/45	100/120	160/180	150	220
RM 702	50/70		30	70	35/60	100/140	160/200	170	325
RM 802	60/80		35	80	40/65	100/200	180/280	230	480
RM 902	80/100	2	40	90	45/80	120/220	210/310	250	690
RM 1002	100/130		50	100	65/90	120/250	220/350	250	880
RM 1202	120/180		50	120	75/110	120/250	220/350	250	980
RM 1302	150/200		50	130	90/120	120/250	220/350	250	1400
<b>BIDENTI CON 3° PUNTO REGISTRABILE</b>									
RM 702 R	50/70	2	30	70	35/60	100/140	160/200	170	365
RM 802 R	70/90		35	80	40/65	100/200	180/280	230	520
<b>BIDENTI CON SOLLEV. POSTERIORE IDRAULICO</b>									
RM 702 RH	50/70		30	70	35/60	100/140	160/200	170	395
RM 802 RH	70/90	2	30	80	40/65	100/200	180/280	230	550
RM 902 RH	80/100		40	90	45/80	120/220	210/310	250	710
RM 1002 RH	100/130		50	100	65/90	120/250	220/350	250	960
<b>TRIDENTI STANDARD</b>									
RM 653	60/80		30	65	30/45	45/60	150/180	140	360
RM 703	80/100		30	70	35/60	50/80	170/230	180	470
RM 803	90/120		35	80	40/65	50/90	180/260	210	690
RM 903	100/180	3	40	90	45/80	60/100	210/290	225	910
RM 1003	150/230		50	100	65/90	70/115	240/330	250	1310
RM 1203	200/300		50	120	75/110	70/115	240/330	250	1510
<b>TRIDENTI CON 3° PUNTO REGISTRABILE</b>									
RM 703 R	80/100	3	30	70	35/60	50/80	170/230	180	480
RM 803 R	90/120		35	80	40/65	50/90	180/260	210	700
<b>TRIDENTI CON SOLLEV. POSTERIORE IDRAULICO</b>									
RM 703 RH	80/100		30	70	35/60	50/80	170/230	180	520
RM 803 RH	90/120		35	80	40/65	50/90	180/260	210	740
RM 903 RH	100/180	3	40	90	45/80	60/100	210/290	225	960
RM 1003 RH	150/230		50	100	65/90	70/115	240/330	250	1390
RM 1203 RH	200/300		50	120	75/110	70/115	240/330	250	1590

RM 803











RM 803



# SERIE REF

## RIPUNTATORI 3-5-7-9 DENTI PORTATI

CON BULLONE DI SICUREZZA A STRAPPO E PORTADENTE SALDATO

MODELLO	 HP		$\neq$						
REF 643	35/50	3			45	65	195	140	210
REF 645	45/70	5	30	65	30	36	180	160	290
REF 647	70/90	7			30	35	245	230	365
REF 653	50/60	3			50	80	240	180	270
REF 655	60/85	5			30	45	225	200	360
REF 657	70/110	7	30	65	30	40	280	250	450
REF 659	80/120	9			30	31	280	250	550
REF 659 L	90/120	9			30	35	315	300	610
REF 6511	100/120	11			30	29	315	300	760
REF 753	60/70	3			60	90	270	200	430
REF 755	70/90	5			40	45	225	200	530
REF 757	80/120	7	30	75	40	40	280	250	630
REF 759	100/140	9			40	31	280	250	740
REF 759 L	110/150	9			40	35	315	300	900
REF 7511	120/160	11			40	29	315	300	940



REF 755



REF 755



REF 755








**SERIE  
TIGER  
GHEPARD  
LEOPARD  
JAGUAR**

**RIPUNTATORI 5-7-9 DENTI PORTATI**

**CON BULLONE DI SICUREZZA A TRANCIO E TELAIO E PORTADENTE IMBULLONATO**

MODELLO		 HP		$\neq$						
TIGER	725	80/100	5	30	70	35	45	250	200	608
TIGER	727	120/140	7							
TIGER	825	90/120	5	30	80	40	45	250	200	615
TIGER	827	120/140	7							
GHEPARD	705	100/130	5	35	70	40	45	225	200	950
GHEPARD	707	120/180	7							
GHEPARD	705/80	100/150	5	35	80	45	45	225	200	970
GHEPARD	707/80	120/180	7							
LEOPARD	805	130/180	5	35	80	45	45	250	230	1300
LEOPARD	807	180/250	7							
LEOPARD	809	200/350	9							
JAGUAR	905	160/220	5	40	90	50	45	315	300	2030
JAGUAR	907	220/300	7							
JAGUAR	909	300/400	9							
JAGUAR	965	180/260	5	40	96	55	45	315	300	2090
JAGUAR	967	220/300	7							
JAGUAR	969	300/500	9							

GHEPARD 707/80



GHEPARD 707/80







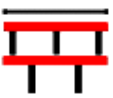





# SERIE RHP 600

## RIPUNTATORI IDROPNEUMATICI PORTATI

### TELAIO BITRAVE

MODELLO	 HP		$\neq$						 Kg
RHP 643	30/40	3	30	65	25/35	40/50	120/150	100/120	270
RHP 643 LV		1+2				40/50	120/150	100/120	300
RHP 645	50/70	5	30	65	25/35	32	160	150	380
RHP 645 LV		3+2				35/45	175/225	190	405
RHP 645		5				35	175	160	385
RHP 645		5				40	200	180	395
RHP 647	70/90	7	30	65	25/35	28,5	200	180	470
RHP 647		7				32	224	210	480
RHP 647 ES		5+2				32	160/224	150/210	470
RHP 647 LV		5+2				35/45	175/250	210	530
RHP 647		7				35	245	230	490
RHP 647 ES		5+2				35	175/245	160/230	480
RHP 649	90/120	9	30	65	25/35	32	290	280	580
RHP 649 ES		7+2				32	224/290	210/280	570
RHP 649		9				35	315	300	590
RHP 649 ES		7+2				35	245/315	230/300	580

RHP 645



RHP 645



RHP 645



RHP 647













# SERIE RHP 700 - 800

## RIPUNTATORI IDROPNEUMATICI PORTATI

### TELAIO BITRAVE

MODELLO	 HP		$\neq$						
RHP 703 F	50/70	3	35	70	40/60	55	165	140	500
RHP 703 G	60/80					60	180	150	510
RHP 703 H						70	210	170	520
RHP 705 B	70/100	5	35		30/40	35	175	200	710
RHP 705 C						40	200	220	720
RHP 705 D						45	225	250	730
RHP 707 B	100/150	7	35		30/40	35	245	230	910
RHP 707 C						40	280	255	920
RHP 707 D						45	315	270	930
RHP 709 B	150/200	9	35	30/40	35	315	300	1110	
RHP 709 C					40	360	340	1130	
RHP 709 D					45	405	380	1150	
RHP 803 H	70/100	3	35	80	40/60	70	210	170	700
RHP 803 F	80/110					85	255	200	750
RHP 805 B	80/110					5	35	30/45	35
RHP 805 C		40	200		220				930
RHP 805 D		45	225		250				940
RHP 807 B	120/160	7	35		30/45	35	245	230	1195
RHP 807 C						40	280	255	1210
RHP 807 D						45	315	270	1225
RHP 809 B	160/220	9	35		30/45	35	315	300	1470
RHP 809 C				40		360	340	1500	

RHP 807



RHP 807













# SERIE RHP 2800 -2900

## RIPUNTATORI IDROPNEUMATICI PORTATI

### TELAIO BITRAVE

MODELLO	 HP		$\neq$						 Kg.
RHP 2815 B	120/170	5	40	80	40/45	45	225	200	1280
RHP 2815 C						50	250	230	1310
RHP 2815 D						55	275	250	1350
RHP 2817 A	180/300	7	40		40/45	40	280	250	1750
RHP 2817 B						45	315	290	1810
RHP 2817 C						50	350	320	1860
RHP 2817 D				55	385	350	1890		
RHP 2913 A	110/150	3	40	90	60/80	70	210	180	1050
RHP 2913 B						90	270	220	1100
RHP 2913 C						110	330	250	1200
RHP 2915 C	150/200	5	40		40/55	50	250	230	1600
RHP 2915 D						55	275	250	1630
RHP 2917 C	200/330	7	40			40/55	50	350	320
RHP 2917 D				55	385		350	2040	



RHP 2817










RHP 2817





# SERIE RHP 700-2910 TRAINATI

<b>RIPUNTATORI IDROPNEUMATICI TRAINATI</b>										
<b>TELAIO BITRAVE</b>										
<b>MODELLO</b>	 <b>HP</b>		<b>≠</b>						 <b>Kg.</b>	
RHP 705 TH C	70/100	5	35	70	30/40	40	220	200	1470	
RHP 705 TH D									1480	
RHP 805 TH C	80/120		40	80	30/45	40	245	220	1760	
RHP 805 TH D									1770	
RHP 2915 TH C	150/250		40	90	40/55	50	245	220	2600	
RHP 2915 TH D									2630	
RHP 707 TH B	120/180	7	35	70	30/40	40	280	255	1770	
RHP 707 TH C									1780	
RHP 707 TH D									1990	
RHP 807 TH C	150/200		40	80	30/45	40	280	255	1990	
RHP 807 TH D									2045	
RHP 2917 TH C	200/380		90	40/55	50	350	320	3000		
RHP 2917 TH D		3060								
RHP 709 TH B	150/180	9	35	70	30/40	40	360	340	1950	
RHP 709 TH C									1970	
RHP 709 TH D									2420	
RHP 809 TH B	160/220		40	80	30/45	35	315	300	2420	
RHP 809 TH C									2450	

RHP 2915 TH



RHP 2915 TH





# RULLI

	<i>MODELLO</i>	<i>LARGHEZZA Cm</i>	<i>PESO Kg</i>
<b>RULLO SINGOLO A SPUNTONI</b>	RSS 175	175	170
	RSS 200	200	180
	RSS 225	225	190
	RSS 250	250	200
	RSS 275	275	220
	RSS 300	300	230
	RSS 320	320	245
<b>RULLO DOPPIO A SPUNTONI</b>	RDS 175	175	245
	RDS 200	200	260
	RDS 225	225	275
	RDS 250	250	290
	RDS 275	275	310
	RDS 300	300	330
<b>RULLO SINGOLO A SPUNTONI CON REGISTRO IDRAULICO</b>	RSSH 175	175	245
	RSSH 200	200	265
	RSSH 225	225	275
	RSSH 250	250	295
	RSSH 275	275	320
	RSSH 300	300	330
	RSSH 320	320	355
<b>RULLO DOPPIO A SPUNTONI CON REGISTRO IDRAULICO</b>	RDSH 175	175	320
	RDSH 200	200	345
	RDSH 225	225	360
	RDSH 250	250	385
	RDSH 275	275	410
	RDSH 300	300	430
	RDSH 320	320	460

